

DONATION FORM

Information of the Donor (Individual or Group):

Name: _____

(If a Group is making the donation, please also list a contact person.)

Address: _____

Phone: () _____

Name of tree selected from lists: _____

Preferred Planting Location: (Ex. Prairie Point Community Park. Oswegoland Park District will try to accommodate the location when possible.)

Would you like to be present for planting? Yes No

A BRASS PLAQUE...

Your donation will be recognized with an engraved brass plate mounted on the donation wall plaques located at Prairie Point Center, 313 E. Washington St., Oswego, IL.

Please complete the following for Plaque Inscription:


- In Memory of** **In Celebration of**
 In Honor of **In Recognition of**
 Donated by (if there is no honoree named)
 Other: _____

Please print the honoree's name:

Please print the name of the donor for the plaque:


Please fill out this form,
enclose a check made out to "**Oswegoland Park District**"
for the appropriate amount and mail or drop off at:

Oswegoland Park District
313 E. Washington St.
Oswego, IL 60543



Oswegoland Park District
Tree Donation Program

Someone's sitting
in the shade today because someone
planted a tree a long time ago.
-- Warren Buffett











**OSWEGOLAND
PARK DISTRICT**

Rev. 4/12

Tree Donation Program: Tree Selections and Donation Amounts

SHADE TREES			
	Size	Donation	Description
	2 1/2"	\$275	50' Height, 40' Spread Hardy, native tree
	2 1/2"	\$275	50' Height, 30' Spread Tall pyramidal-shape tree
	2 1/2"	\$250	50' Height, 35' Spread Bright red fall color
	2 1/2"	\$300	40' Height, 35' Spread Yellow-orange fall color
	2 1/2"	\$350	75' Height, 90' Spread Yellow-brown fall color
	2 1/2"	\$350	60' Height, 50' Spread Native tree w/red fall color
	2 1/2"	\$275	45' Height, 45' Spread Orange fall color
	2 1/2"	\$250	45' Height, 40' Spread Bright yellow fall color
	2 1/2"	\$275	60' Height, 50' Spread Golden yellow fall color
	2 1/2"	\$275	70' Height, 40' Spread Bright yellow fall color

ORNAMENTAL TREES			
	Size	Donation	Description
	2"	\$225	15' Height, 15' Spread Spring flowers, fruit
	5' Ht.	\$225	25' Height, 15' Spread White flowers, orange fall color
	6' Ht.	\$250	25' Height, 25' Spread Pink flowers, yellow fall color
	5' Ht.	\$250	25' Height, 25' Spread Large White summer flower

EVERGREEN TREES			
	Size	Donation	Description
	6' Ht.	\$275	50' Height, 40' Spread Dark green, long needles
	6' Ht.	\$275	60' Height, 20' Spread Pyramidal-shape, blue-green
	6' Ht.	\$300	80' Height, 20' Spread Dark green, short needles
	6' Ht.	\$250	75' Height, 40' Spread Bright green, long needles

* Available for spring planting only.

FREQUENTLY ASKED QUESTIONS?



When will the tree be planted?

The park district plants tree donations two times a year. Spring and fall seasons are the best time for tree plantings. One day in the spring and one day in the fall will be selected as donated tree planting days. The date will be selected once we have enough trees to fill a day for planting.

How big will the tree be when planted?

Deciduous, single trunk trees are measured by caliper. Caliper is the diameter of the trunk of the tree at 6" above the root ball. A 2 1/2" Caliper tree can vary in height when it is planted depending on species and supplier (approx. 12' - 16' tree height). Multi-stem or Evergreen trees are measured by height. For example a 6' Austrian Pine will measure anywhere between 5'-6" and 6'-5" tall.

Why aren't ash trees listed in shade trees?

Due to the infestation of the Emerald Ash Borer in Northern Illinois, the Oswegoland Park District has put a moratorium on planting all ash tree species in our district. We hope that some day soon, the borer will be eradicated and that we will be able to plant these beautiful and hardy trees once again.

Please Note

1. The Oswegoland Park District reserves the right to assist in the selection of tree species best suited for the soil type and location of the tree planting.
2. The donation amounts are subject to change without notice.



Please call the Oswegoland Park District for additional information: 630.554.1010

PLEASE FILL OUT THE DONATION FORM ON THE NEXT PAGE. →