



# 2021 ANNUAL REPORT

## INTRODUCTION

Despite the continuing challenges of the COVID-19 pandemic, the Oswegoland Park District was able to return to more “normal” operations in 2021. Staff were able to reopen the Civic Center Aquatic Park for the summer, PrairieFest returned as a special Labor Day Weekend event, and the Boulder Point Renovation Project was made possible with the assistance of a \$1.8 Million Illinois Department of Natural Resources PARC Grant.

With the District’s commitment to “Creating Opportunities for Healthy Community” in mind, the renovation project at Boulder Point began in May and was completed in late December 2021. This project was the District’s largest indoor programmatic space enhancement since the opening of South Point Center in 2008. Staff looks forward to serving the recreational needs of our growing community in this enhanced space.

This report provides a small glimpse into the vast scope of the work of the Oswegoland Park District. The 2021 Annual Report provides highlights of the District’s activities, accomplishments, and finances throughout the past year. A variety of summaries and charts have been incorporated to illustrate the District’s financial position and value to the community. A look forward to 2022 Capital Improvement Plans has also been included.

Financial data was drawn from the 2021 Comprehensive Annual Financial Report, which can be viewed in its entirety online.

Questions or feedback concerning any of the information provided may be directed to Executive Director, Richard Zielke at [rzielke@oswegolandpd.org](mailto:rzielke@oswegolandpd.org) or Director of Finance, Tina Ward at [tward@oswegolandpd.org](mailto:tward@oswegolandpd.org).



## PURPOSE

WE CREATE   
*Opportunities*  
FOR A HEALTHY  
*Community*



## CORE VALUES

 *Innovation*

 *Collaboration*

 *Integrity*



## BACKGROUND

Established in 1950 by a public referendum, the Oswegoland Park District is a separate governmental entity known as a “special district” and serves approximately 60,000 residents who live within this District’s 38-square mile service area. This service area includes the Village of Oswego, as well as parts of Montgomery, Aurora, and Plainfield.

Park District operations are funded by revenue generated through program fees, tax dollars, grants, donations, and interest. These funds provide for the acquisition, development, and maintenance of natural areas, parks, and leisure time facilities. The District also plans, develops, and implements a wide range of recreational programs and activities that reflect the interests of all age groups.

A board of five elected commissioners set policy and carry out the official business of the District. Park Board Commissioners serve six-year terms, without pay. The Executive Director, who is hired by the Board, manages the day-to-day operations of the District and oversees a staff of approximately 44 full time and 362 part time employees.

2021 Park Board Commissioners: John Wise, Dave Behrens, Bob Ijams, Sandy Tartol, and Dannielle Wilson.

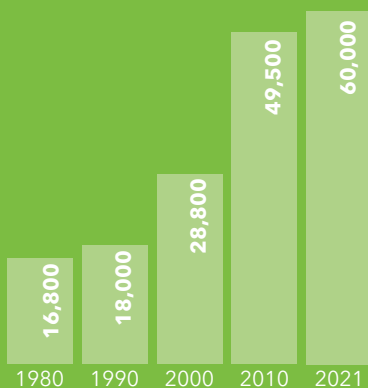
Park Board meetings are held on the third Thursday of each month at South Point at 5:30pm, unless otherwise noted. View the yearly Meeting Calendar on our website. The public is invited to attend.

## VALUE OF THE OSWEGOLAND PARK DISTRICT

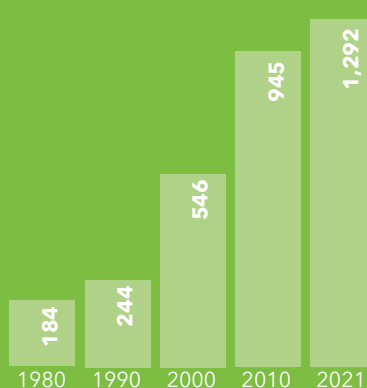
The Oswegoland Park District strives to deliver exceptional value to our community. In addition to contributing to the overall quality of life in our community, here is a snapshot of some of the outstanding parks and facilities that our residents can enjoy:

**1292 ACRES OF PARKLAND**  
**56 PARKS** **9 GREENWAYS**  
**1 HISTORICAL MUSEUM** **35 PLAYGROUNDS**  
**36 PICNIC AREAS** **1 AQUATIC PARK**  
**10 BALL FIELDS**  
**160 ACRE GOLF COURSE** **2 SKATE PARKS** **8 TENNIS COURTS**  
**8 SAND VOLLEYBALL COURTS**  
**10 PICKLEBALL COURTS** **1 SWIMMING POOL**  
**1 18-HOLE DISC GOLF COURSE** **1 SPLASH PAD**  
**20 MILES OF BIKING & HIKING TRAILS** **4 FULL COURT B-BALL COURTS**  
**32 PICNIC SHELTERS** **28 HALF-COURT B-BALL COURTS** **8 SLED HILLS**  
**3 INLINE HOCKEY RINKS**

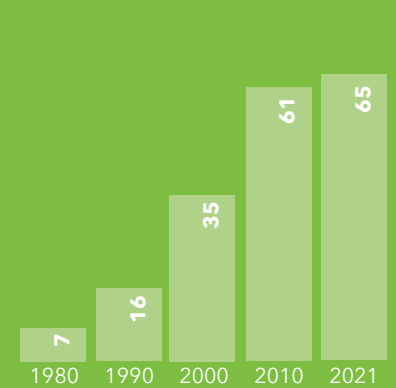
### OSWEGOLAND PARK DISTRICT: Historic Growth at a Glance



POPULATION



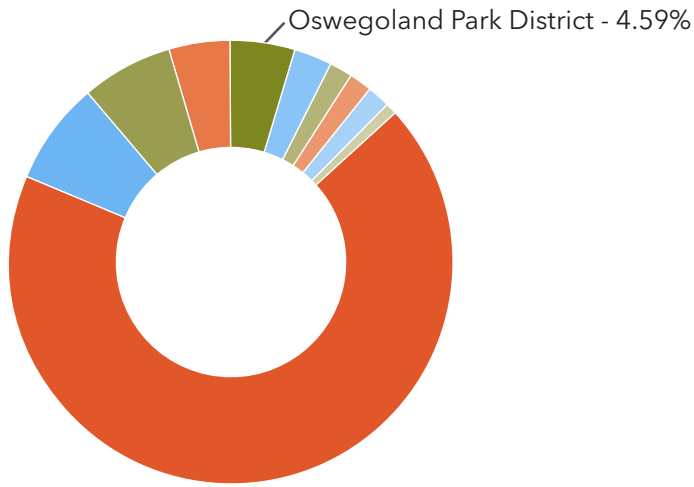
ACRES OF PARKLAND



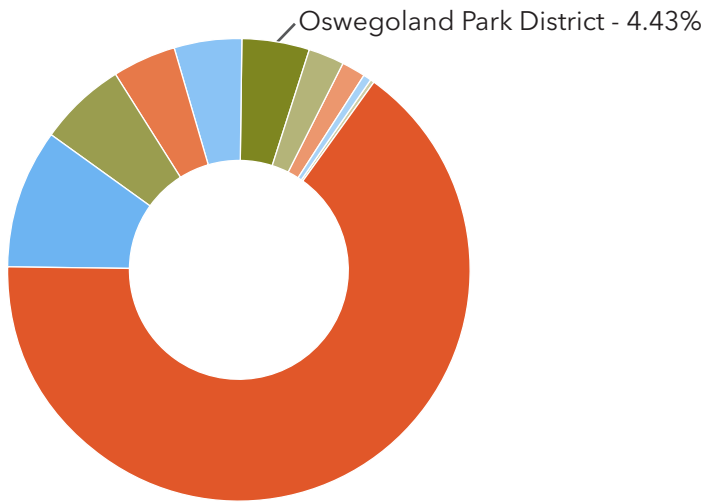
# OF PARKS/ GREENWAYS

# YOUR TAX DOLLARS

Your property tax bill is split between many different local bodies of government that provide you with a variety of services. The Oswegoland Park District serves residents in Kendall and Will Counties. As a percentage of your total tax bill, the Oswegoland Park District represents 4.59% of a Kendall County resident's tax bill and 4.43% of a Will County resident's tax bill.



- Kendall County**
- School District 308 - 68.58%
  - Oswego Fire Protection District - 7.42%
  - Kendall County - 6.60%
  - Community College District 516 - 4.63%
  - Oswegoland Park District - 4.59%**
  - Oswego Library District - 2.79%
  - Oswego Road District - 1.73%
  - Kendall County Forest Preserve - 1.67%
  - Village of Oswego - 1.60%
  - Oswego Township - .78%



- Will County**
- School District 308 - 65.24%
  - Plainfield Fire District - 9.73%
  - Will County - 6.08%
  - Community College District 516 - 4.62%
  - Village of Plainfield - 4.91%
  - Oswegoland Park District - 4.43%**
  - Oswego Library District - 2.72%
  - Will County Forest Preserve - 1.52%
  - Wheatland Township Road Funds - .50%
  - Wheatland Township Town Funds - .24%





## 2021 ACCOMPLISHMENTS

### Boulder Point Renovation

Construction started and was completed in 2021 on the addition and renovation of Boulder Point Center. With the assistance of a \$1.8 Million Illinois Department of Natural Resources PARC Grant, a new lobby, two additional activity rooms, three offices, storage, entry vestibule, and ADA improved restrooms were added to the facility.

### Civic Center Courts

A new sportcourt system was installed at Civic Center to provide a playing surface to reduce joint stress and fatigue of players for two halfcourt basketball, two tennis courts and the addition of two pickleball courts.

### Bartlett Prairie Wetland

A second aerator and additional electric service was added to increase the amount of aeration to Bartlett Prairie Wetland. Aeration helps provide an oxygen-rich environment and reduces the overall accumulation of organic sediment.

### Grove Road Trail

With funding from a Kendall County Transportation Alternative Program Grant, the intersections where the trail crosses a vehicular street were improved with detectable warning surfaces for compliance with the Americans with Disabilities Act.

### Misc. Paving & Maintenance

- Chesterfield and Northampton Park basketball courts were repaved, Old Post Park basketball court was colorcoated
- An HVAC unit was added to the lobby and second story offices at Prairie Point Center
- An additional seven park signs were replaced



## 2021 AWARDS & DISTINCTIONS

- GFOA Award for Excellence in Financial Reporting
- Camp Connection Accredited through the American Camping Association
- Illinois Association of Museum Award of Merit in COVID Response Category
- Illinois Association of Museum Award of Excellence in Special Projects Category



### **Andover Park Development Project**

Construction was slowed due to material and supply chain issues at Andover Park. As part of an OSLAD Grant from the Illinois Department of Natural Resources, new park features include a new playground, half-court basketball court, neighborhood baseball field, parking lot with bioswale, concrete walks, extended bike path, shelter, drinking fountain, and site amenities. The natural planting area on the south side of the park along Morgan Creek will be expanded and include a nature playground, pollinator houses, and interpretive signage. The project is scheduled to be completed this summer.

### **Park Playground Replacements**

Continuing our effort to provide safe play for our residents, the play equipment at three parks—Summerlin, Washington, and Whispering Woods—are up for replacement in 2022.

### **Veterans Serenity Park**

With the assistance of an Illinois Department of Commerce and Economic Opportunity grant and legislation sponsored by State Representative Keith Wheeler, paved parking will be added along Adams Street along with an accessible walk to the park, as well as a permanent port-a-let shelter.

### **Hudson Crossing Park**

The design and engineering will begin for the construction of a restroom/picnic shelter facility with indoor plumbing and ability to withstand flooding that can occur in the park.

### **Fox Bend Golf Course Green Replacement**

With the consultant services of golf course landscape architect, Greg Martin, three greens—#2, #7, and #12—at Fox Bend Golf Course will be redesigned and rebuilt in late summer 2022 to provide improved drainage and better playability.

### **Misc. Paving & Maintenance**

- The two parking lots at Civic Center will be replaced in Fall 2022.
- Portions of the Fox River Trail will be repaved
- Barnaby and Townsend Park Basketball Courts will be colorcoated.
- In financial collaboration with the Village of Oswego, a stormwater drainage structure at Farmington Lakes Park will be added to prevent erosion between the lake and Waubonsie Creek.



## PROGRAM & FACILITY PARTICIPATION

Staff work to provide residents with a wide variety of opportunities for all ages to learn, grow, socialize, and engage with our community through a variety of programs, events, and facilities.

### ENROLLMENT STATS

Program Area	2020	2021
Aquatics	0	1,040
Athletics	2,666	5,362
Dance	1,370	1,024
Fitness	1,172	1,475
Gymnastics	1,669	2,851
Kid's Connection	1,013	825
Limelight Theatre	366	362
Preschool	345	388
Special Events	2,281	3,001
Varied Interest	2,340	1,460
<b>Grand Total</b>	<b>11,891</b>	<b>17,788</b>

### POOL PASSES ISSUED

2020	0
<b>2021</b>	<b>2,128</b>

### ROUNDS OF GOLF

2020	35,468
<b>2021</b>	<b>40,718</b>

### FREE EVENTS

- Earth Day Kite Fly
- Storytime at the Museum
- Oswego Country Market
- Monday Miles
- National Night Out
- PrairieFest
- Jack-o-Lantern Recycling
- Remembering Our Veterans

## COLLABORATION IN ACTION

Below are some of the ways staff exemplified the District's Value of Collaboration during 2021.

### PROGRAM OFFERINGS

- Partnered with Canlan Ice Sports to offer Ice Skating programming
- Partnered with Oswego Brewing Co. to offer specialized fitness events
- Partnered with WSPY to broadcast Limelight Theatre Company's "A Christmas Carol" Radio Play
- Completed partnership with SD308 in offering Junior High Cross Country

### COMMITMENT TO COMMUNITY

- Hosted COVID-19 Vaccination clinics with the Illinois Department of Public Health
- The Little White School Museum signed the American Alliance of Museum's Pledge of Excellence
- Coordinated PrairieFest Restaurant Week with the Village of Oswego & Oswego Area Chamber of Commerce



## FINANCIAL ASSISTANCE - PROGRAMS & ACTIVITIES FOR ALL

Financial assistance is available to residents thanks to a generous donation by the Oswegoland Park Foundation.

The Oswegoland Park Foundation is a fundraising organization dedicated to assisting the Oswegoland Park District in providing opportunities for a healthy community.

The \$25,000 donation made by the Oswegoland Park Foundation in the fall of 2020 has allowed the Park District to provide reduced fees for the recreational opportunities of families who qualify.

The assistance provided has allowed children to enjoy programs including gymnastics, basketball, dance and preschool, and for families in need of childcare the opportunity to participate in Kid's Connection before and after-school care.

If you or your child would like to participate in a recreation program but feel you cannot afford it, please email Tom Betsinger, Director of Recreation, at [tbetsinger@oswegolandpd.org](mailto:tbetsinger@oswegolandpd.org) or call 630.554.4460.

The Oswegoland Park District Foundation raises money through yearly events, corporate sponsors and the generosity of individual donors. Visit [greeneroswegoland.org](http://greeneroswegoland.org) to learn more about the Park Foundation and find out how you can help.



## GRANTS AWARDED

### **DCEO GRANT - \$356,595**

To be used for the acquisition of land. The District acquired riverfront property between two District-owned parcels.

### **ILLINOIS SCHOOLYARD HABITAT GRANT - \$842**

To be used by the Nature Preschool program for installation of a pollinator garden.

### **IPARKS POWER GRANT - \$1,500**

To be used towards safety items that will aid the District in loss control or risk management efforts.

### **IPARKS SWING MODIFICATION PROGRAM - \$350**

To be used for the purchase of approved swing replacement parts.

### **IPRF SAFETY GRANT - \$11,886**

For promoting safety and educational programs along with the purchase of safety & educational equipment for the District.

### **KENDALL COUNTY TAP GRANT - \$23,825**

For ADA Improvements to be made to the Grove Road Trail.

### **LOCAL CURE GRANT - \$17,030**

A local government assistance program, federally funded from the Coronavirus Relief fund using dollars allocated to Illinois through the CARES Act.

### **OPEN SPACE LANDS ACQUISITION AND DEVELOPMENT GRANT - \$376,300**

For the development of a Andover Park.

### **PARK & RECREATION FACILITY CONSTRUCTION - \$1,835,997**

Funds to be used for the renovation of the District's Boulder Point facility.





# FINANCIAL REPORT

## 2021 Revenues

**TAXES**  
**\$7.209M**

The District receives less than 5% of the total property tax levied on Oswegoland Park District property owners. In addition to property taxes, the District receives personal property replacement taxes which comprise a small amount of the District's total tax revenue.

**CHARGES FOR SERVICES**  
**\$4.761M**

The Oswegoland Park District offered approximately 2,022 recreation programs in 2021. Major recreation areas include:

- Athletics
- Aquatics
- Dance
- Fitness
- Gymnastics
- As We Grow Preschool
- Kid's Connection
- Special Events
- Limelight Theatre Company
- Little White School Museum
- Golf Greens Fees
- Golf Cart Rentals

**GRANT PROCEEDS**  
**\$2.437M**

The Oswegoland Park District actively pursues grant opportunities as a supplemental revenue stream for projects and programs that may otherwise be deferred. Grant Proceeds vary yearly in response to the grants awarded to the Park District and each grant's specific payment and/or reimbursement schedule.

**OTHER INCOME**  
**\$819k**

Other Income is comprised of donations, support from the Foundation, cell tower rent, development fees, and miscellaneous revenues.

**PRODUCT SALES**  
**\$304k**

Revenue is generated from concessions and merchandise sales from District facilities.

**FACILITY RENTALS**  
**\$33k**

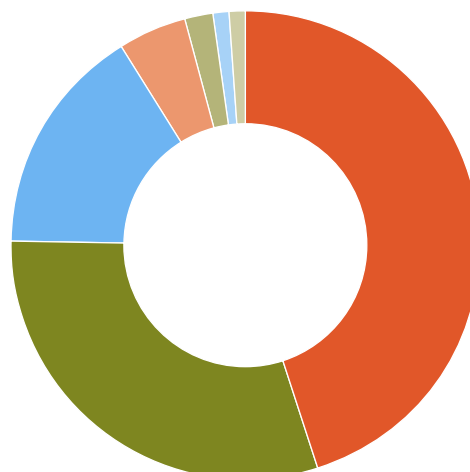
Revenue is generated from the rental of facilities such as the park and golf course pavilions, rooms for events/meetings, and our aquatics facilities.

**INTEREST INCOME**  
**\$9k**

Interest is earned on invested District funds.

**TOTAL REVENUES**  
**\$15.572M**

*\*All numbers rounded to the nearest thousand.*



- Taxes - 46%
- Charges for Services - 31%
- Grant Proceeds - 16%
- Other Income - 5%
- Product Sales - 2%
- Facility Rentals - <1%
- Interest Income - <1%

# FINANCIAL REPORT

## 2021 Expenditures

**CONTRACTUAL SERVICES**  
**\$5.070M**

Contractual Services includes funds paid to others for services rendered to the District. These expenditures include, but are not limited to: professional services for information technology, consulting services, legal services, rentals/leases, construction & project consulting, security, contractors for capital projects, other various contractual vendors for recreational programs and the golf course.

**SALARIES & WAGES**  
**\$4.297M**

Includes wages paid to employees for administrative, operations, and recreational functions to support the District's parks, programs, golf course, and other offerings.

**DEBT SERVICE**  
**\$1.589M**

Debt Service pays the principal and interest payments, along with issuance costs for bonds and debt certificates sold on behalf of the District to fund capital projects.

**BENEFITS**  
**\$1.125M**

This expenditure includes costs associated with employee benefits, such as health/dental/life insurances, pension contributions, and employer taxes.

**MATERIALS & SUPPLIES**  
**\$946k**

This includes all expenses for materials & supplies used throughout the District, including playground mulch, trees/shrubs in our parks, mechanical parts for repairing vehicles/equipment, craft materials for our preschoolers, sports equipment, office supplies & postage used at all buildings, marketing materials, chemicals & fertilizers, golf course turf care, etc.

**OTHER EXPENDITURES**  
**\$716k**

Other expenditures include liability and worker's compensation insurance premiums, staff development & education, travel, memberships/dues, and a land purchase.

**EQUIPMENT**  
**\$198k**

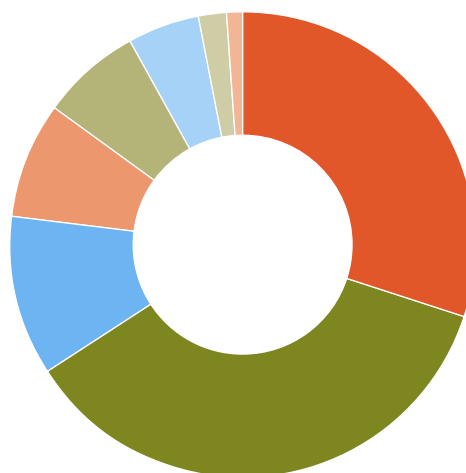
This expense category is used for purchasing items such as vehicles, lawnmowers, Kid's Connection buses, gymnastics equipment, facility furniture, and appliances.

**UTILITIES**  
**\$280k**

Costs related to providing utilities to District properties including: water, sewer, gas, electricity, recycling, refuse removal, and phones

**TOTAL EXPENDITURES**  
**\$14.220M**

*\*All numbers rounded to the nearest thousand.*



- Salaries & Wages - 30%
- Contractual Services - 36%
- Debt Service - 11%
- Benefits - 8%
- Materials & Supplies - 7%
- Other Expenditures - 5%
- Utilities - 2%
- Equipment - <1%